

Valves series A1

1/4", 5/2 - 5/3, pneumatically operated



Standard executions

Version	Symbol	Code	Item
5/2 pilot/spring		034101	A1P250
5/2 pilot/pilot		034102	A1P251
5/2 pilot/pilot differential		034056	A1P252
5/3 with closed centres		034029	A1P270
5/3 with open centres		034030	A1P271
5/3 with pressurised centres		034028	A1P272



Series of spool valves, with static seals, high flow, for panel or sub-base mounting.

For the sub-bases type A1B2... see page 2.85.1



Code key

Series	Actuation	Size	Function	Options
A1	P = pneumatic	2 = 1/4"	50 = 5/2 pilot/spring 51 = 5/2 pilot/pilot 52 = 5/2 pilot/pilot differential 70 = 5/3 CC 71 = 5/3 OC 72 = 5/3 PC	BT = low temp. seals

II 2Gc IIB T5
II 2Dc T100°C

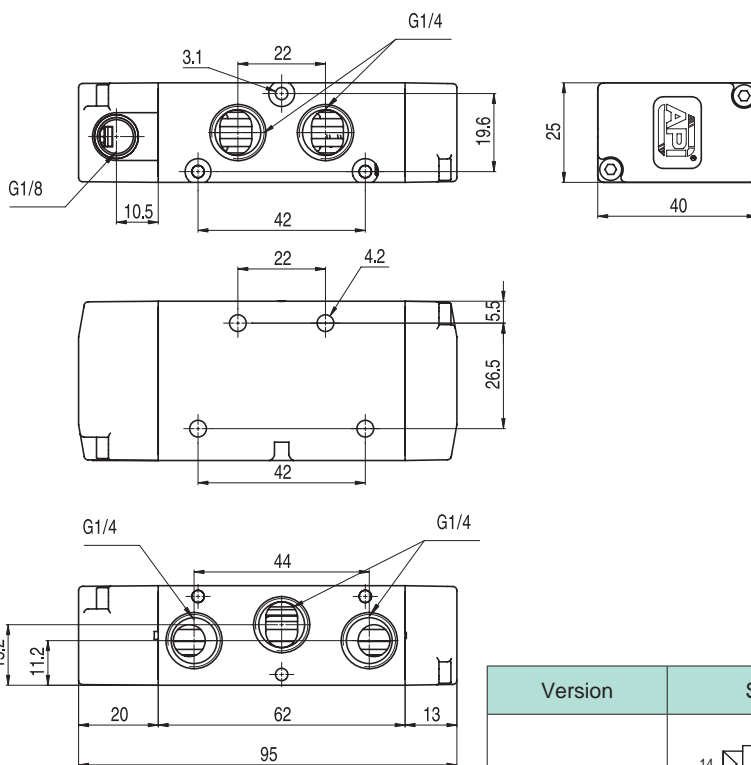
On request, they can be supplied according to 2014/34/EU - **ATEX**

Options	Suffix
Low temperature seals (-25 ÷ +60°C)	BT

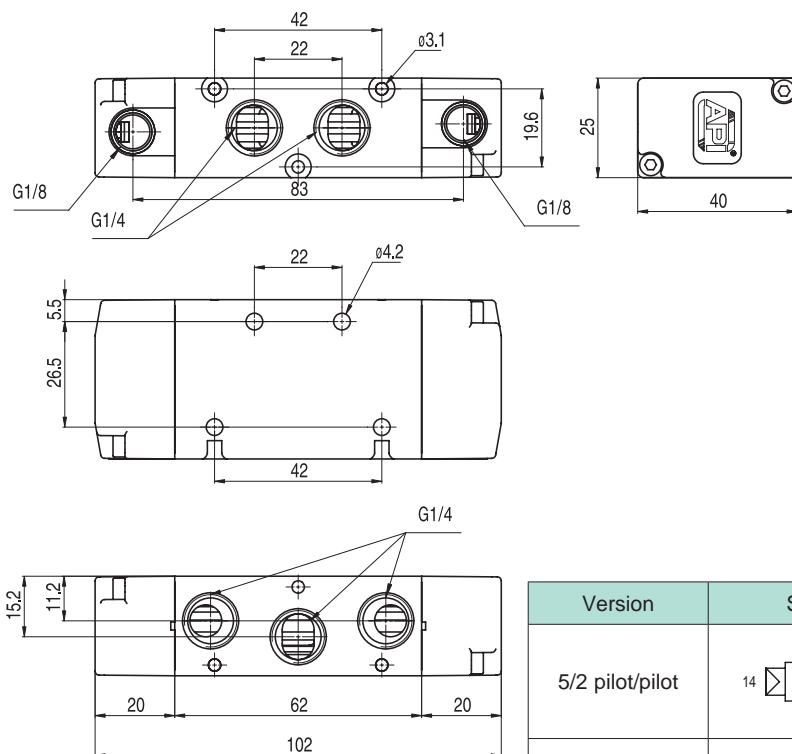
Technical data

Fluid	Compressed filtered air with or without lubrication. Lubrication, if started, must be continued.		
Pressure range	Spring return: 1,5 ÷ 10 bar	Bistable: 1 ÷ 10 bar	3 position: 2,5 ÷ 10 bar
Temperature range	-10°C ÷ +60°C (standard)		-25°C ÷ +60°C (BT)
Orifice	8 mm		
Flow	1.100 NI/min at 6 bar with ΔP 1 bar		
Minimum piloting pressure	1,5 bar		
Materials	Body:	Anodised aluminium	
	Covers:	Hostaform C 13031	
	Spool:	Hard aluminium anodized	
	Distancers:	Ixef 1022	
	Seals:	Hydrogenated Nitrile Butadiene Rubber (HNBR)	

Valves series A1
1/4", 5/2 - 5/3, pneumatically operated



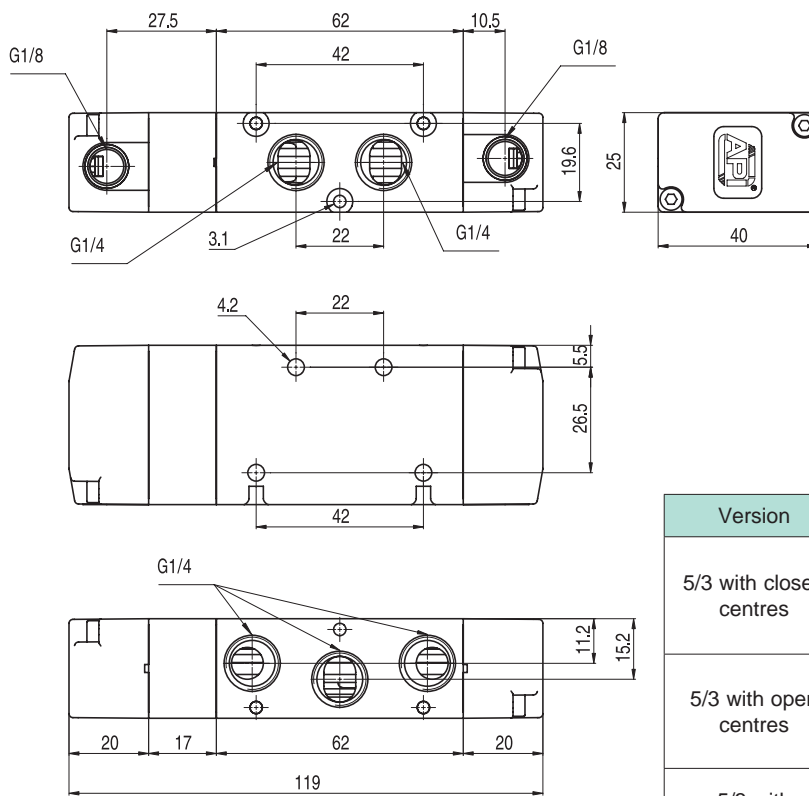
Version	Symbol	Code	Item
5/2 pilot/spring		034101	A1P250



Version	Symbol	Code	Item
5/2 pilot/pilot		034102	A1P251
5/2 pilot/pilot differential		034056	A1P252

Valves series A1

1/4", 5/2 - 5/3, pneumatically operated



Version	Symbol	Code	Item
5/3 with closed centres		034029	A1P270
5/3 with open centres		034030	A1P271
5/3 with pressurised centres		034028	A1P272

2