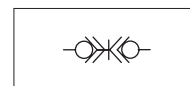


Stainless Steel quick-lock couplings

Series GXF, from DN 6 to DN 30



Version	Code	Item
Coupling 1/4" F, DN 6	570846	GXF1014F
Plug 1/4" F, DN 6	570847	GXF2014F
Coupling 3/8" F, DN 9	570848	GXF1038F
Plug 3/8" F, DN 9	570849	GXF2038F
Coupling 1/2" F, DN 13	570850	GXF1012F
Plug 1/2" F, DN 13	570851	GXF2012F
Coupling 3/4" F, DN 19	570852	GXF1034F
Plug 3/4" F, DN 19	570853	GXF2034F
Coupling 1" F, DN 25	570854	GXF1100F
Plug 1" F, DN 25	570855	GXF2100F
Coupling 1-1/4" F, DN 30	570856	GXF1114F
Plug 1-1/4" F, DN 30	570857	GXF2114F



Series of stainless steel AISI 316 quick-lock couplings, "flat face" double shut off without exit of fluid at the moment of disconnection.

Conforming to ISO 16028 for use in aggressive environments like the chemical field and the food industry and on those use where it is important that there is not exit of fluid.

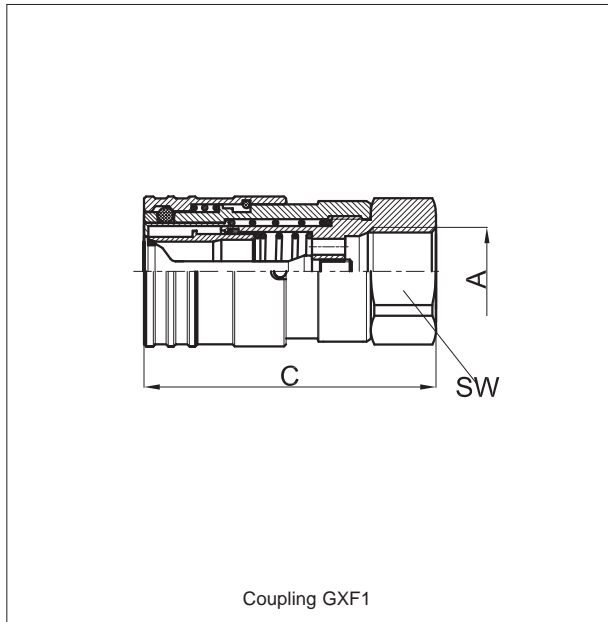
The connection tightness between the coupling and the plug is guaranteed by a series of spheres and this allows a longer life time even when the connections and the disconnections are frequent.

For standard items, codes and dimensions see tables from page 5.172.2.

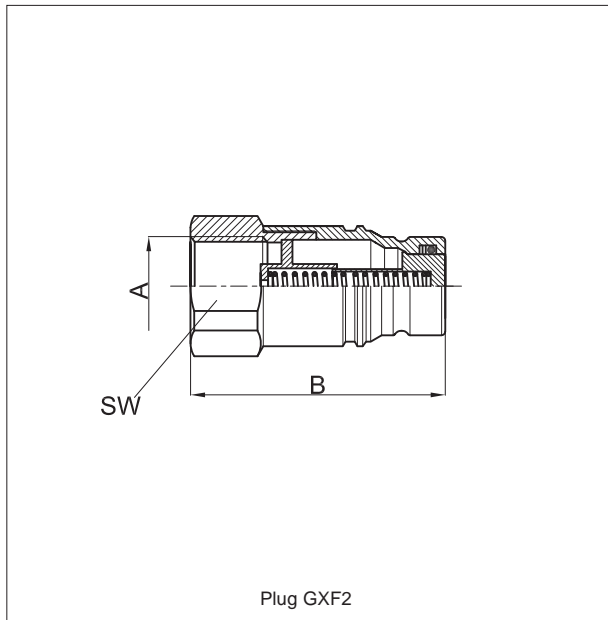
Technical data					
Fluid	Compressed air, gas, acids, fluids				
Pressure	1/4" = 300 bar	3/8"-1/2" = 250 bar	3/4" = 200 bar	1" = 150 bar	1 1/4" = 100 bar
Temperature range	-20 °C ÷ +150 °C				
Parallel threads	UNI - ISO 228				
Materials	Coupler body and internal parts, all in stainless steel AISI 316 Seal: FKM				

Stainless Steel quick-lock couplings

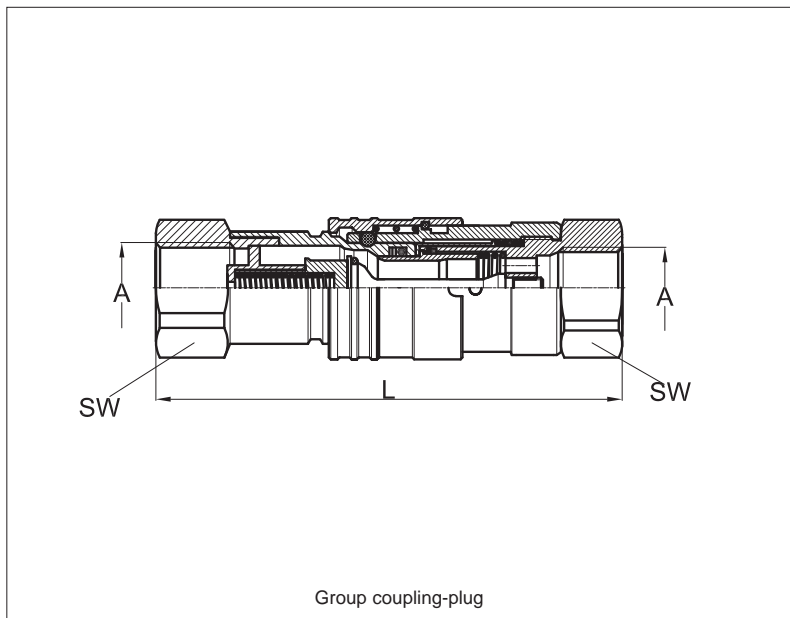
Series GXF, from DN 6 to DN 30



Code	Item	A	C	SW
570846	GXF1014F	1/4"	48	22
570848	GXF1038F	3/8"	68	27
570850	GXF1012F	1/2"	74	32
570852	GXF1034F	3/4"	79	36
570854	GXF1100F	1"	93	45
570856	GXF1114F	1 1/4"	106	55



Code	Item	A	B	SW
570847	GXF2014F	1/4"	48	22
570849	GXF2038F	3/8"	67	27
570851	GXF2012F	1/2"	68	32
570853	GXF2034F	3/4"	70	36
570855	GXF2100F	1"	82	45
570857	GXF2114F	1 1/4"	90	55



A	L	SW
1/4"	86	22
3/8"	118	27
1/2"	125	32
3/4"	130	36
1"	153	45
1 1/4"	172,5	55